



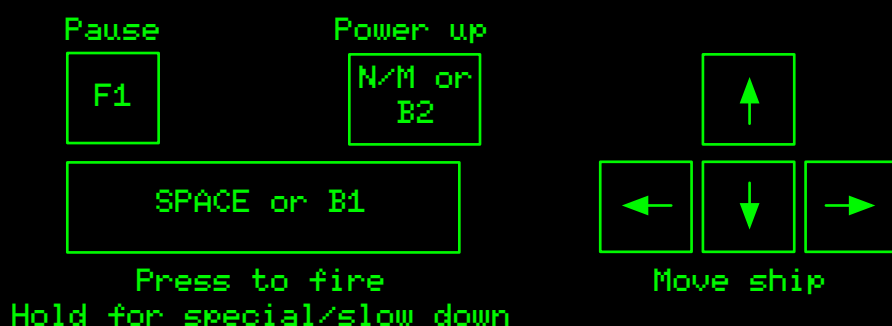
THE MENACE FROM TRITON

SANTIAGO OHTAÑÓN 2020

Requirements:
- MSX1 computer
- 16KB RAM

ROM size: 48KB

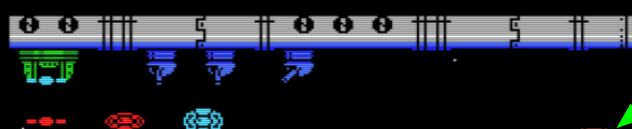
Designed for
60Hz machines.



Holding fire halves the speed of the ship. Use this for difficult maneuvers!

Power pellets advance the currently selected power-up. Press the secondary button to activate it!

If you run out of pilots, the mission will be over!



Collect power pellets to power up the ship.

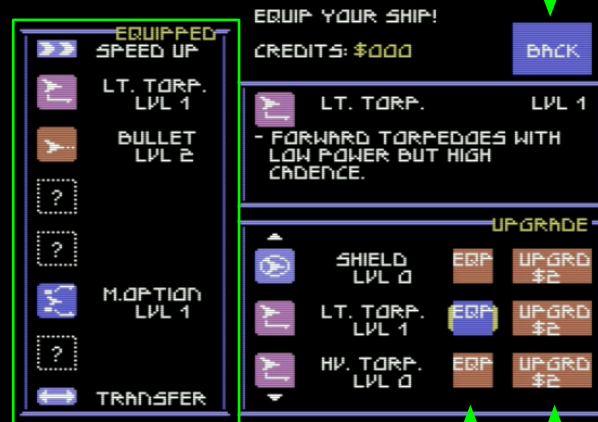
If your energy bar is full, you can activate your weapon special by holding fire.

Transferring power pellets to credits will allow you to buy upgrades later.

You can press ESC or the secondary button to exit the upgrade screen at any time



- Planet color indicates its type.
- Complete a planet to capture it.
- You can only attack planets connected to those you have already captured.
- You will need to find all three maps to cross Aigai Nebula.
- Defeat the final boss in the Triton planet to complete the game!
- Planets become harder the closer to Triton you reach. Make sure to upgrade your ship appropriately!



The left-side of the screen shows the currently equipped upgrades.

Buy upgrades, and then equip those you want to use in the next mission.

- At game start, your ship is very weak, and your fire rate is very low.
- Collect credits during your missions, and use them to upgrade.
- The "EQP" button of equipped upgrades will display in green color. Press it again to unequip that upgrade.